

IMPORTANT: OPW products should be used in compliance with applicable federal, state, provincial, and local laws and regulations. Product selection should be based on physical specifications and limitations and compatibility with the environment and materials to be handled. OPW MAKES NO WARRANTY OF FITNESS FOR A PARTICULAR USE. All illustrations and specifications in this literature are based on the latest product information available at the time of publication. OPW reserves the right to make changes at any time in prices, materials, specifications and models and to discontinue models without notice or obligation.



45 Hose Swivel, hose swivel, 45, swivel, swivels, hose swivels, 45 swivel (45)



The OPW 45 swivel is designed for gasoline self-service applications where easy nozzle and hose handling is important for customer convenience. The 45 is installed between the nozzle and hose to reduce strain, providing flexibility so fueling hoses last longer.

Table of Contents:

1. Features & Benefits
2. Flow Charts
3. Ordering Specifications
4. Notes & Warnings

Features & Benefits:

- **Compact, attractive profile** - for a sleek, modern appearance.
- **Secure design** - not repairable or rebuildable for certainty of operation. Every OPW 45 is factory assembled and tested.
- **Better flow performance** - less restriction means higher refueling speed.
- **Unique two planes of rotation** - for easy nozzle positioning and hose life.
- **Listed by Underwriters Laboratories, Inc.** - UL & ULC Listed. Visit our website at: www.opw-fc.com for specific listings.
- **Design Working Pressure** - OPW products are designed to work at 50 PSI (3.45 bar) maximum pressure.

Materials

Body: aluminum

Outlet Adaptor: zinc

Inlet Adaptor: zinc

Seals: Buna-N

Weight: 3/4": .65 lbs. each; .30 kg.

1": 1.16 lbs. each; .53 kg.

UL Listed



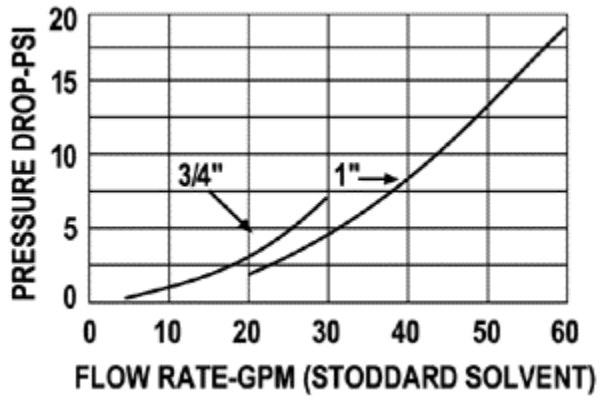
ULC Listed



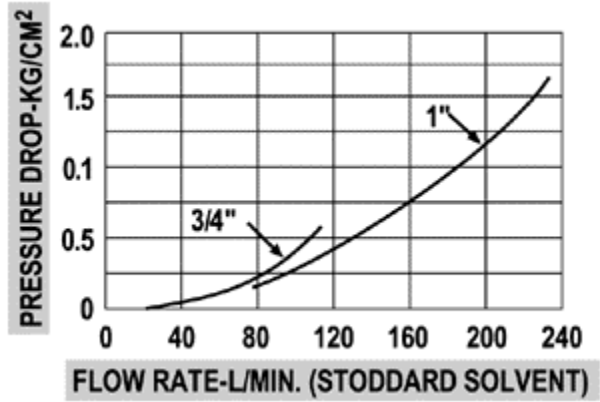
CAUTION

Pipe sealant must be used on threaded connections. Do not use teflon tape. Failure to comply may create hazardous conditions.

GPM



LPM

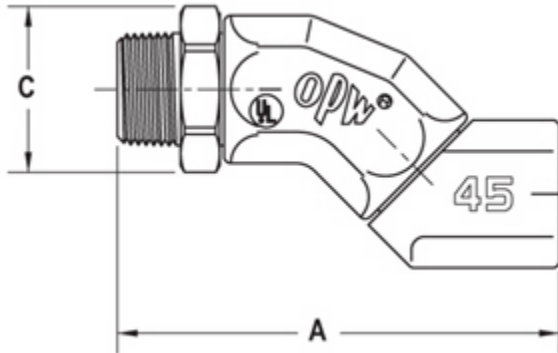


Ordering Specifications

Product #	Size	Overall Length "A"	Across Corners "C"	lbs.	kg.
45-5060	3/4" M x 3/4" F (NPT)	4 1/8"	1 9/16"	.65	.30
	19 mm. x 19 mm.	105 mm	40 mm		
45-5075	1" M x 1" F (NPT)	4 3/4"	1 7/8"	1.16	.53
	25 mm. x 25 mm.	121 mm	48 mm		

For ordering specifications not listed in this catalog, contact Customer Service at 1-800-422-2525.

Dimension



NOTE:

See OPW's Website at www.opw-fc.com for product instruction sheets, trouble-shooting guides, how-to-use guide and to view the Do's and Don'ts at the Gas Pump video.

