

IMPORTANT: OPW products should be used in compliance with applicable federal, state, provincial, and local laws and regulations. Product selection should be based on physical specifications and limitations and compatibility with the environment and materials to be handled. OPW MAKES NO WARRANTY OF FITNESS FOR A PARTICULAR USE. All illustrations and specifications in this literature are based on the latest product information available at the time of publication. OPW reserves the right to make changes at any time in prices, materials, specifications and models and to discontinue models without notice or obligation.



### OPW 66SB Swivel Breakaways (66SB)



The OPW 66SB Swivel Breakaway is intended for easy installation at the nozzle inlet. The compact, lightweight design incorporates a 360° swivel rotation at both the male end and middle joint, with a simple and easily reconnectable breakaway on the opposite end.

#### Table of Contents:

1. Features & Benefits
2. Dimensions
3. Flow Charts
4. Ordering Specifications
5. Additional Resources

## Features & Benefits

---

- **Pull force** - the 66SB will break away with a pull force of no more than 350 lbs.
- **Easily reconnected at waist height** - after relieving line pressure, simply push coupling halves together until latched. Reconnection force is approximately 15 lbs.
- **Protected coupling and poppet** - the breakaway's poppet and sealing surface are protected from impact during separation by a plastic sleeve.
- **Reduces connections** - the single-unit design replaces the standard swivel, breakaway and whip hose, eliminating possible leak points.
- **Double O-ring seal** - both swivel joints are protected by a double O-ring design.
- **Listed by Underwriters Laboratories, Inc.** - Visit our website at: [www.opw-fc.com](http://www.opw-fc.com) for specific listings.
- **Design Working Pressure** - OPW products are designed to work at 50 PSI (3.45 bar) maximum pressure.

## Materials

Body: aluminum

Sleeve: nylon, HDPE

Seals: Viton®

Spring: stainless steel

Poppet: aluminum

## UL Listed

---





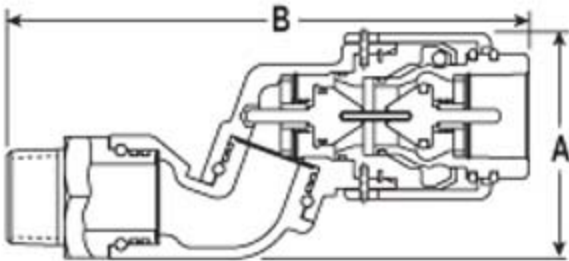
## Dimensions

---

Product #	A		B	
	in.	mm.	in.	mm.
66SB-7575	2 1/2"	64	5 29/32"	150
66SB-1075	2 1/2"	64	5 29/32"	150
66SB-1010	3 11/32"	85	8 1/2"	216

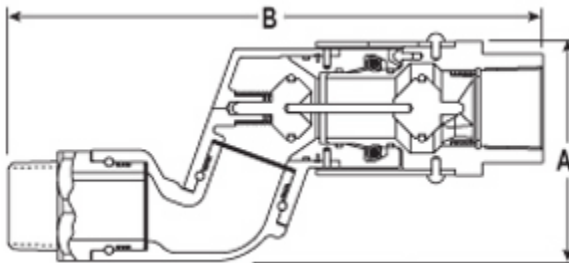
### 66SB-7575

---

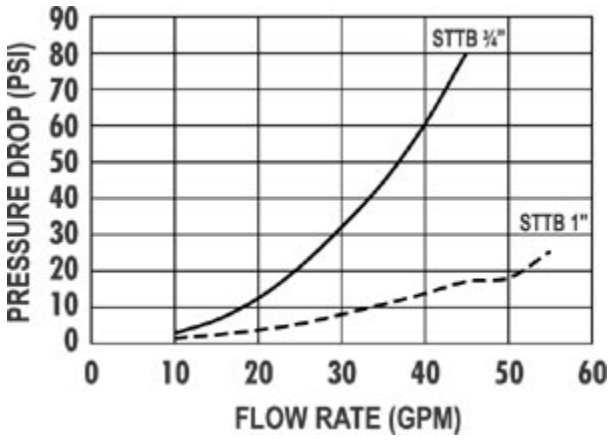


### 66SB-1010

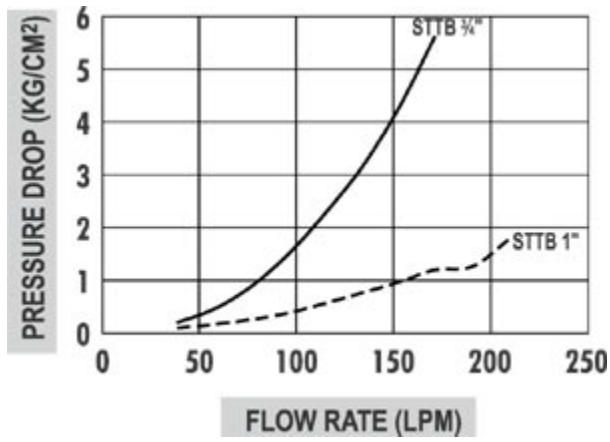
---



GPM



LPM



## Ordering Specifications

---

Product #	Size	Weight	
		lbs.	kg.
66SB-7575	3/4" x 3/4" (NPT)	1	0.45
66SB-1075	1" x 3/4" (NPT)	1	0.45
66SB-1010	1" x 1" (NPT)	1.82	0.83

## Installation Instructions

---

[66SB.PDF](#)

