

# HS-Series Hydraulic Couplings

**Interchange Data:**

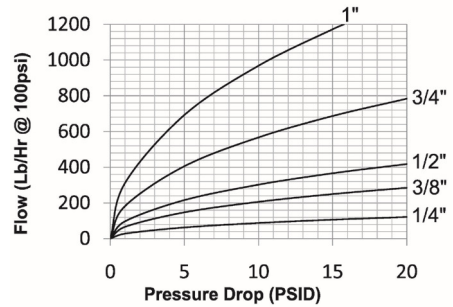
- Interchangeable to ISO7241 Series 'B'
- Parker 60-Series Steam Couplings

**Materials:**

- Machined components are manufactured using solid steel, brass, or 303 stainless steel bar stock.
- Stainless steel balls, retaining rings, and springs maximize corrosion resistance and extend service life.
- Steel componentry is plated using ROHS Compliant Trivalent Chrome.
- Steel nipples are hardened to provide heavy duty performance and resist brinelling.
- All couplers have a steel steam-sleeve as standard.

**Seal Components:**

- EPDM steam-grade seals are standard, providing a temperature range of **-70°F to 400°F (-57°C to 204°C)**
- Couplers have a redundant O-ring sealing system (Dual O-rings with PTFE back-up)
- Valve seals are crimped in place to maintain integrity during excessive flow conditions.



**Rated Pressure Chart:**

Body Size	HS-Series ISO-B Steam Interchange (Connected)															
	Brass Coupler/Plug				Brass Coupler/Steel Plug				Brass Coupler/303 SS Plug				303 SS Coupler/Plug			
	Max. Working		Burst		Max. Working		Burst		Max. Working		Burst		Max. Working		Burst	
	PSI	Bar	PSI	Bar	PSI	Bar	PSI	Bar	PSI	Bar	PSI	Bar	PSI	Bar	PSI	Bar
1/4"	200	14	14,500	1,000	200	14	14,500	1,000	200	14	14,500	1,000	200	14	31,500	2,150
3/8"	200	14	12,000	800	200	14	14,500	1,000	200	14	14,500	1,000	200	14	26,500	1,800
1/2"	200	14	11,500	750	200	14	14,500	1,000	200	14	14,500	1,000	200	14	27,500	1,900
3/4"	200	14	9,280	640	200	14	9,280	640	200	14	9,280	640	200	14	16,000	1,100
1"	200	14	5,800	400	200	14	5,800	400	200	14	5,800	400	200	14	15,000	1,000


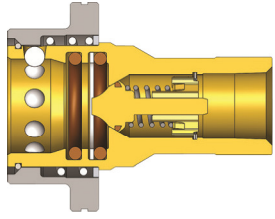
**Technical Specifications:**

Body Size	Interchange Standards				Functional Parameters					
	U.S. Military	U.S. Government	International Standards	ANSI/NFPA Standards	Locking Ball Quantity	Air Inclusion	Fluid Loss	Vacuum Inch HG	Flow ΔP = 10 PSI	
1/4"	-	-	ISO7241 'B'	B93.113M-B	8	1.1cc	0.9cc	27.4	88Lbs/Hr	
3/8"	-	-	ISO7241 'B'	B93.113M-B	9	2.6cc	1.8cc	27.4	206Lbs/Hr	
1/2"	-	-	ISO7241 'B'	B93.113M-B	9	3.8cc	2.9cc	27.4	302Lbs/Hr	
3/4"	-	-	ISO7241 'B'	B93.113M-B	12	10.8cc	9.7cc	27.4	567Lbs/Hr	
1"	-	-	ISO7241 'B'	B93.113M-B	12	15.9cc	15.3cc	27.4	968Lbs/Hr	



Note: Maximum working pressure has been calculated using saturated steam at **382°F (194°C)** for general purpose continuous steam service. For advanced operating pressure or super-heated steam applications, contact Dixon Quick Coupling for further information.

## HS-Series Hydraulic Couplings

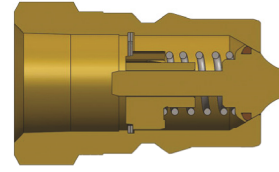


Body Size	H-Series ISO-B Steam Interchange Coupler (Female Threads)									
	Part Detail			Length		Maximum OD		Hex Inch	Package Qty	
	Part Number	Threads	Material	Inch	mm	Inch	mm		Bag	Box
1/4"	<b>2HSF2-B</b>	1/4" - 18 NPTF	brass	2.26	57.4	1.42	36.1	3/4"	5	50
1/4"	<b>2HSF2-S</b>	1/4" - 18 NPTF	303 stainless	2.26	57.4	1.42	36.1	3/4"	5	50
1/4"	<b>2HSBF2-B</b>	1/4" - 19 BSPP	brass	2.26	57.4	1.42	36.1	3/4"	5	50
1/4"	<b>2HSBF2-S</b>	1/4" - 19 BSPP	303 stainless	2.26	57.4	1.42	36.1	3/4"	5	50
3/8"	<b>3HSF3-B</b>	3/8" - 18 NPTF	brass	2.51	63.8	1.73	43.9	7/8"	-	50
3/8"	<b>3HSF3-S</b>	3/8" - 18 NPTF	303 stainless	2.51	63.8	1.73	43.9	7/8"	-	50
3/8"	<b>3HSBF3-B</b>	3/8" - 19 BSPP	brass	2.51	63.8	1.73	43.9	7/8"	-	50
3/8"	<b>3HSBF3-S</b>	3/8" - 19 BSPP	303 stainless	2.51	63.8	1.73	43.9	7/8"	-	50
1/2"	<b>4HSF4-B</b>	1/2" - 14 NPTF	brass	2.86	72.6	2.29	58.2	1-1/16"	-	25
1/2"	<b>4HSF4-S</b>	1/2" - 14 NPTF	303 stainless	2.86	72.6	2.29	58.2	1-1/16"	-	25
1/2"	<b>4HSBF4-B</b>	1/2" - 14 BSPP	brass	2.86	72.6	2.29	58.2	1-1/16"	-	25
1/2"	<b>4HSBF4-S</b>	1/2" - 14 BSPP	303 stainless	2.86	72.6	2.29	58.2	1-1/16"	-	25
3/4"	<b>6HSF6-B</b>	3/4" - 14 NPTF	brass	3.55	90.2	2.61	66.3	1-5/16"	-	10
3/4"	<b>6HSF6-S</b>	3/4" - 14 NPTF	303 stainless	3.55	90.2	2.61	66.3	1-5/16"	-	10
3/4"	<b>6HSBF6-B</b>	3/4" - 14 BSPP	brass	3.55	90.2	2.61	66.3	1-5/16"	-	10
3/4"	<b>6HSBF6-S</b>	3/4" - 14 BSPP	303 stainless	3.55	90.2	2.61	66.3	1-5/16"	-	10
1"	<b>8HSF8-B</b>	1" - 11-1/2 NPTF	brass	4.13	104.9	2.98	75.7	1-5/8"	-	10
1"	<b>8HSF8-S</b>	1" - 11-1/2 NPTF	303 stainless	4.13	104.9	2.98	75.7	1-5/8"	-	10
1"	<b>8HSBF8-B</b>	1" - 11 BSPP	brass	4.13	104.9	2.98	75.7	1-5/8"	-	10
1"	<b>8HSBF8-S</b>	1" - 11 BSPP	303 stainless	4.13	104.9	2.98	75.7	1-5/8"	-	10

Do not disconnect steam couplings while under pressure! Maximum operating temperature for steam service couplings is **382°F (194°C)**, with an intermittent maximum temperature of **400°F (204°C)**. Be sure to use safety chains, or equivalent means, to prevent the line from thrashing around in a case where the coupling becomes disconnected.



## HS-Series Hydraulic Couplings



Body Size	H-Series ISO-B Steam Interchange Nipple (Female Threads)									
	Part Detail			Length		Maximum OD		Hex Inch	Package Qty	
	Part Number	Threads	Material	Inch	mm	Inch	mm		Bag	Box
1/4"	<b>HS2F2</b>	1/4" - 18 NPTF	steel	1.55	39.4	0.83	21.1	3/4"	10	50
1/4"	<b>HS2F2-B</b>	1/4" - 18 NPTF	brass	1.55	39.4	0.83	21.1	3/4"	10	50
1/4"	<b>HS2F2-S</b>	1/4" - 18 NPTF	303 stainless	1.55	39.4	0.83	21.1	3/4"	10	50
1/4"	<b>HS2BF2</b>	1/4" - 19 BSPP	steel	1.55	39.4	0.83	21.1	3/4"	10	50
1/4"	<b>HS2BF2-B</b>	1/4" - 19 BSPP	brass	1.55	39.4	0.83	21.1	3/4"	10	50
1/4"	<b>HS2BF2-S</b>	1/4" - 19 BSPP	303 stainless	1.55	39.4	0.83	21.1	3/4"	10	50
3/8"	<b>HS3F3</b>	3/8" - 18 NPTF	steel	1.70	43.2	0.97	24.6	7/8"	10	50
3/8"	<b>HS3F3-B</b>	3/8" - 18 NPTF	brass	1.70	43.2	0.97	24.6	7/8"	10	50
3/8"	<b>HS3F3-S</b>	3/8" - 18 NPTF	303 stainless	1.70	43.2	0.97	24.6	7/8"	10	50
3/8"	<b>HS3BF3</b>	3/8" - 19 BSPP	steel	1.70	43.2	0.97	24.6	7/8"	10	50
3/8"	<b>HS3BF3-B</b>	3/8" - 19 BSPP	brass	1.70	43.2	0.97	24.6	7/8"	10	50
3/8"	<b>HS3BF3-S</b>	3/8" - 19 BSPP	303 stainless	1.70	43.2	0.97	24.6	7/8"	10	50
1/2"	<b>HS4F4</b>	1/2" - 14 NPTF	steel	1.94	49.3	1.17	29.7	1-1/16"	5	25
1/2"	<b>HS4F4-B</b>	1/2" - 14 NPTF	brass	1.94	49.3	1.17	29.7	1-1/16"	5	25
1/2"	<b>HS4F4-S</b>	1/2" - 14 NPTF	303 stainless	1.94	49.3	1.17	29.7	1-1/16"	5	25
1/2"	<b>HS4BF4</b>	1/2" - 14 BSPP	steel	1.94	49.3	1.17	29.7	1-1/16"	5	25
1/2"	<b>HS4BF4-B</b>	1/2" - 14 BSPP	brass	1.94	49.3	1.17	29.7	1-1/16"	5	25
1/2"	<b>HS4BF4-S</b>	1/2" - 14 BSPP	303 stainless	1.94	49.3	1.17	29.7	1-1/16"	5	25
3/4"	<b>HS6F6</b>	3/4" - 14 NPTF	steel	2.41	61.2	1.44	36.6	1-5/16"	-	10
3/4"	<b>HS6F6-B</b>	3/4" - 14 NPTF	brass	2.41	61.2	1.44	36.6	1-5/16"	-	10
3/4"	<b>HS6F6-S</b>	3/4" - 14 NPTF	303 stainless	2.41	61.2	1.44	36.6	1-5/16"	-	10
3/4"	<b>HS6BF6</b>	3/4" - 14 BSPP	steel	2.41	61.2	1.44	36.6	1-5/16"	-	10
3/4"	<b>HS6BF6-B</b>	3/4" - 14 BSPP	brass	2.41	61.2	1.44	36.6	1-5/16"	-	10
3/4"	<b>HS6BF6-S</b>	3/4" - 14 BSPP	303 stainless	2.41	61.2	1.44	36.6	1-5/16"	-	10
1"	<b>HS8F8</b>	1" - 11-1/2 NPTF	steel	2.87	72.9	1.79	45.5	1-5/8"	-	10
1"	<b>HS8F8-B</b>	1" - 11-1/2 NPTF	brass	2.87	72.9	1.79	45.5	1-5/8"	-	10
1"	<b>HS8F8-S</b>	1" - 11-1/2 NPTF	303 stainless	2.87	72.9	1.79	45.5	1-5/8"	-	10
1"	<b>HS8BF8</b>	1" - 11 BSPP	steel	2.87	72.9	1.79	45.5	1-5/8"	-	10
1"	<b>HS8BF8-B</b>	1" - 11 BSPP	brass	2.87	72.9	1.79	45.5	1-5/8"	-	10
1"	<b>HS8BF8-S</b>	1" - 11 BSPP	303 stainless	2.87	72.9	1.79	45.5	1-5/8"	-	10