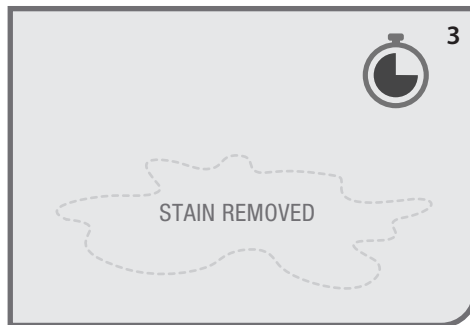
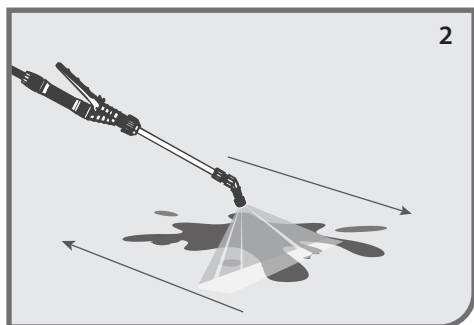
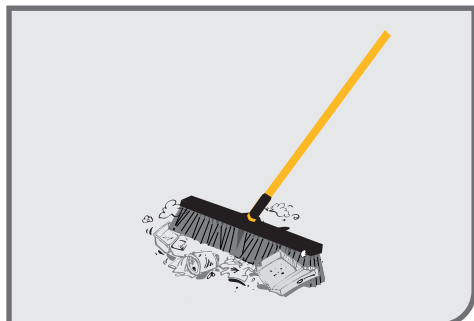




CONCRETE CLEANER CLEANING INSTRUCTIONS



PREPARATION

Ensure area is dry and free of trash or debris.

TO CLEAN

1. First add water to a 2 gallon sprayer container. Using scoop provided add 1 cup of EXIMO to 1 gallon of water and mix thoroughly. Afterward, attach pump handle the pump to pressurize the sprayer tank.
2. Keeping sprayer 12 inches from the ground, in forward straight lines apply product. This process will create wide, long strips of EXIMO during application.

Be careful not to puddle or apply too much EXIMO while spraying. Keep with a back and forth motion, using even strides.

3. Oil stains are removed within 4-6 weeks. Re-apply weekly to prevent future staining.

EFFECTIVE ON

- Concrete
- Parking lots
- Driveways
- Drive thrus
- Forecourts
- Sidewalks
- Pavers

FREQUENCY

As needed. Apply 1-2 times per week. For tougher stains pretreat with OTIS concentrate.

TASK DURATION

2-3 minutes per task when used weekly.

TIPS

- Use an application schedule
- Don't try to do all at once



Note: EXIMO breaks down hydrocarbon chains within the petroleum stains on the surface, and deep inside the pores of the concrete, restoring the surface to its original appearance.



**HAVE QUESTIONS? NEED TRAINING?
WE'RE HERE TO HELP!**



Visit www.mycaf.com for additional product information, SDS, training materials, product videos and more.

