

Parts Lists

Customer Service Number

After unpacking the equipment, please inspect the parts. Make sure all accessories are included and that no damage occurred during shipping. Report any damage to the shipper immediately and inform a customer service representative at 1-800-873-3313 of any equipment damage or missing parts.

Yoke Assembly and Conduit Box Parts

Table 8.- Yoke Assembly and Conduit Box Parts List

Item (ref. Figure 38)	Part No.	Description	Qty.
1	113-105-5	Connector - Male (2-wire)	1
1	113-555-5	Connector - Male (3-wire) (Not Shown)	1
2	072-492-1	Ring - Snap	1
3	313-015-5	Connector - Repair (2-wire) AG	1
3	313-021-5	Connector - Repair (3-wire) AG (Not Shown)	1
3	313-002-5	Connector - Repair (2-wire) Petro (Not Shown)	1
3	313-019-5	Connector - Repair (3-wire) Petro (Not Shown)	1
4	108-496-5	Conduit Box - Single Petro	1
4	108-549-5	Conduit Box - Single AG	1

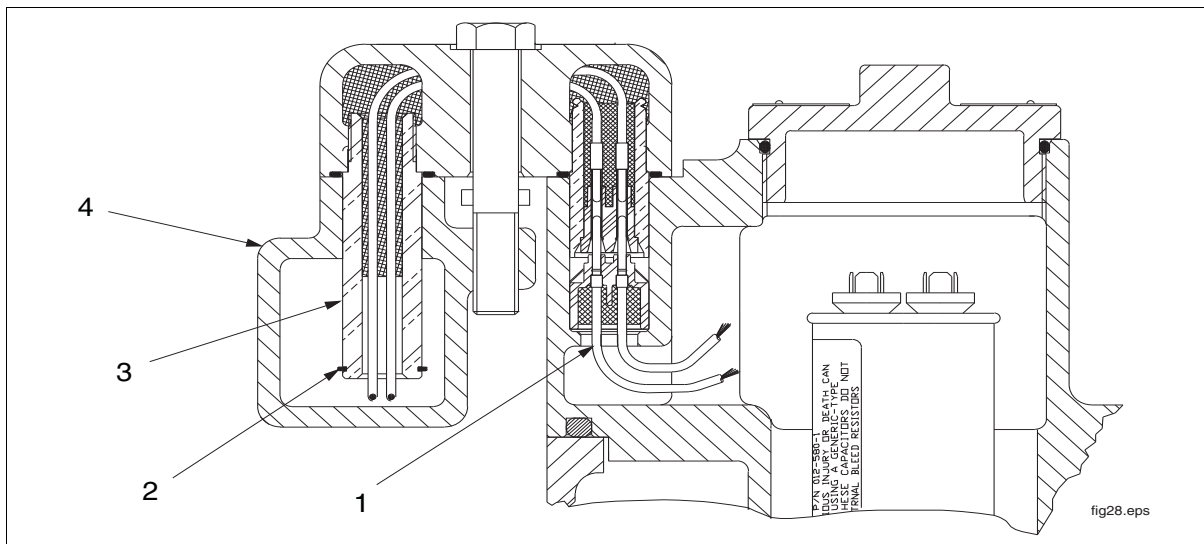


Figure 38. Yoke Assembly And Conduit Box Part Identification

Packer-Manifold Assembly Parts

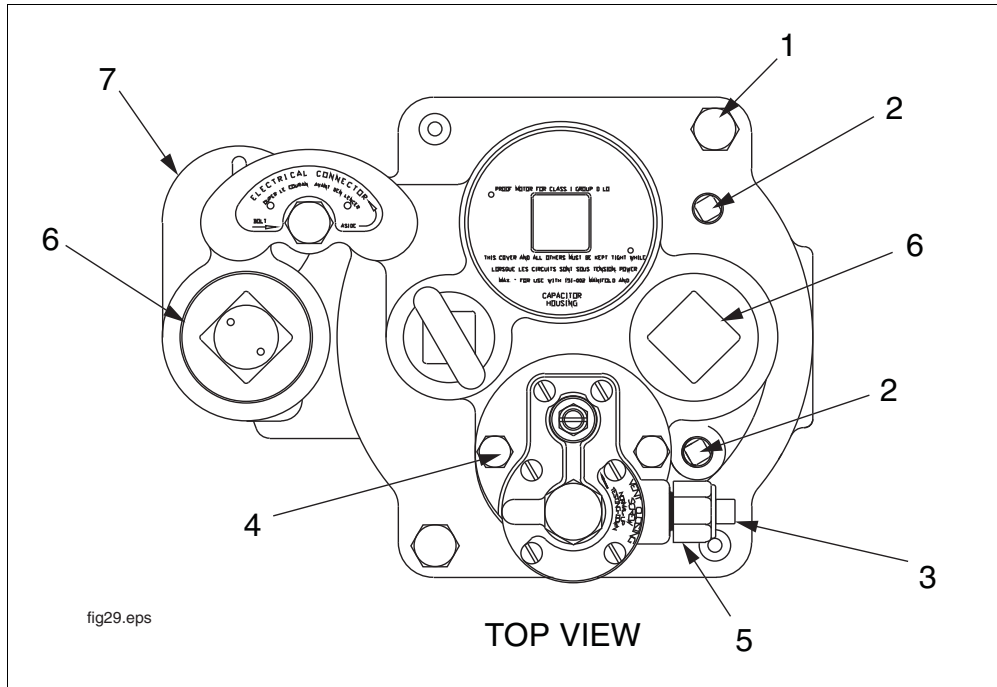


Figure 39. Packer-Manifold Assembly Top View - Part Identification

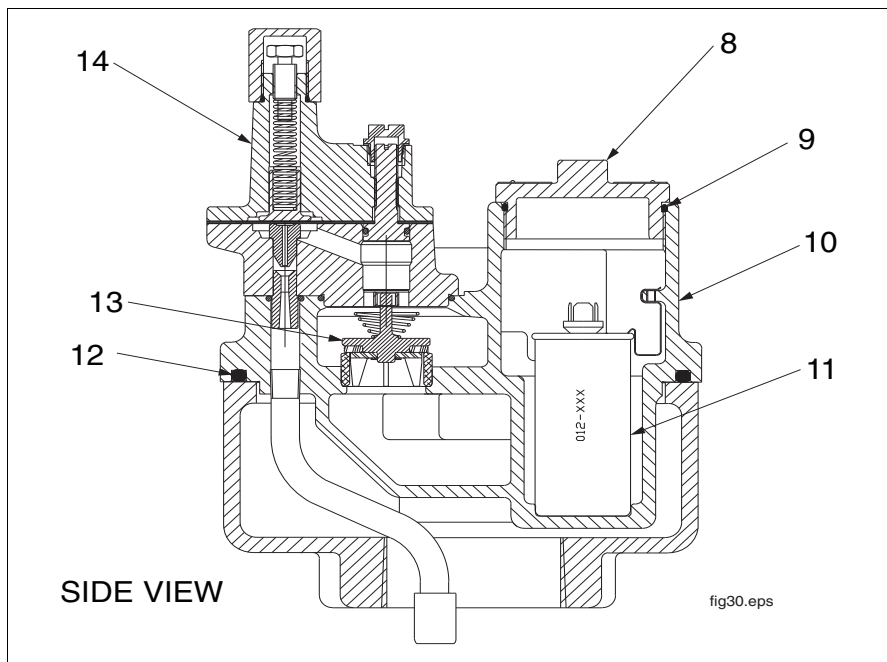


Figure 40. Packer-Manifold Assembly Side View- Part Identification

Table 9.- Packer-Manifold Assembly Parts List

Item (Ref. Figure 39 & Figure 40)	Part No.	Description	DOM	INT'L
1	026-205-1	Screw - 1/2-13 x 1-1/4 UNC	2	2
2	027-031-1	Plug - Pipe 1/4" NPT	2	2
3	027-084-1	Plug - Pipe 3/8" NPT	1	1
4	026-176-1	Screw - 3/8-16 x 3/4 UNC	2	2
5	188-241-5	Siphon Check Valve AG	1	1
6	027-086-3	Plug - Pipe 2" NPT (Single Box Only)	1	1
6	067-281-5	Plug - Ass'y. Conduit Box (Dual Box Option Not Shown)	2	2
7	144-229-5	Kit - 2 Wire Electrical Connector & Dual Conduit Box Petro (Not Shown)	1	1
7	144-221-5	Kit - 3 Wire Electrical Connector & Dual Conduit Box Petro (Not Shown)	1	1
7	144-222-5	Kit - 3 Wire Electrical Connector & Dual Conduit Box AG (Not Shown)	1	---
8	113-084-5	P33R1 Capacitor Cover With O-ring	1	---
8	113-085-5	P75S1 Capacitor Cover With O-ring	1	---
8	113-319-5	P150S1 Capacitor Cover With O-ring	1	---
8	113-536-5	X3P150S1 Capacitor Cover With O-ring	1	---
8	113-543-5	X4P150S3 Capacitor Cover With O-ring	---	1
8	113-320-5	P150S3-3 Capacitor Cover With O-ring	---	1
8	113-479-5	AGP33R1 Capacitor Cover With O-ring	1	---
8	113-480-5	AGP75S1 Capacitor Cover With O-ring	1	---
8	113-481-5	AGP150S1 Capacitor Cover With O-ring	1	---
8	113-538-5	X3AGP150S1 Capacitor Cover With O-ring	1	---
8	113-544-5	P75S17-3 Capacitor Cover With O-ring	---	1
8	113-545-5	P150S17-3 Capacitor Cover With O-ring	---	1
8	113-546-5	X4P150S17 Capacitor Cover With O-ring	---	1
8	113-599-5	AGP75S3-3 Capacitor Cover With O-ring	---	1
8	113-600-5	AGP150S3-3 Capacitor Cover With O-ring	---	1
9	072-190-1	Capacitor Cover O-ring Buna (-233) PETRO	1	1
9	072-543-1	Capacitor Cover O-ring Viton (-233) AG	1	1
10	264-138-5	2-Wire Replacement Packer Ass'y. PETRO	1	1
10	264-142-5	2-Wire Replacement Packer Ass'y. AG	1	1
10	264-141-5	3-Wire Replacement Packer Ass'y. PETRO	1	1
11	111-092-5	Capacitor 17.5 μ F	1	1
11	111-661-5	Capacitor 25 μ F	1	1

Table 9.- Packer-Manifold Assembly Parts List

Item (Ref. Figure 39 & Figure 40)	Part No.	Description	DOM	INT'L
12	072-718-1	O-Ring - Fluorocarbon (-443) PETRO	1	1
	072-542-1	O-Ring - Fluorocarbon (-443) AG	1	1
13	144-183-5	Kit - Check Valve & Spring PETRO	1	1
13	144-184-5	Kit - Check Valve & Spring AG	1	1
14	323-001-5	Functional Element Ass'y. PETRO	1	1
14	323-002-5	Functional Element Ass'y. AG	1	1

Pump Parts

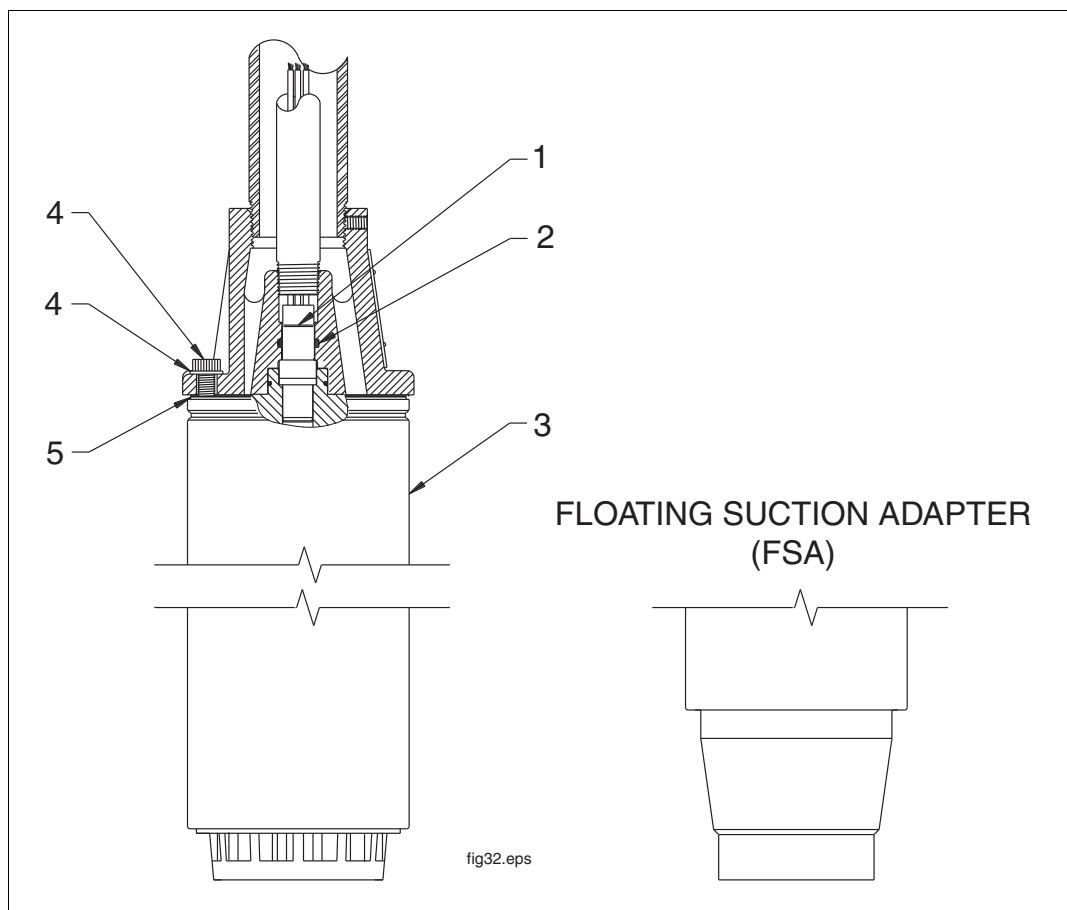


Figure 41. Pump Parts

Table 10.- Pump Parts List

Item	Part No.	Description	DOM	INT'L
1	144-091-5	Kit - Pigtail (20 feet)	1	1
2	072-106-1	O-Ring Buna (-113) PETRO	1	1
2	072-528-1	O-Ring GFLT (-113) AG	1	1
3	852-198-5	UMP33R1	1	---
3	852-024-5	UMP33R1 W/FSA	1	---
3	852-199-5	UMP75S1	1	---
3	852-025-5	UMP75S1 W/FSA	1	---
3	852-204-5	UMP75S3-3	---	1
3	852-206-5	UMP75S3-3 W/FSA	---	1
3	852-058-5	UMP75S17-3	---	1
3	852-200-5	UMP150S1	1	---
3	852-042-5	UMP150S1 W/FSA	1	---
3	852-205-5	UMP150S3-3	---	1
3	852-207-5	UMP150S3-3 W/FSA	---	1
3	852-059-5	UMP150S17-3	---	1
3	852-202-5	X3UMP150S1	1	---
3	852-203-5	X3UMP150S1 W/FSA	1	---
3	852-153-5	X4UMP150S3	---	1
3	852-154-5	X4UMP150S3 W/FSA	---	1
3	852-155-5	X4UMP150S17	---	1
3	852-156-5	X4UMP150S17 W/FSA	---	1
3	852-083-5	AGUMP33R1	1	---
3	852-134-5	AGUMP33R1 W/FSA	1	---
3	852-084-5	AGUMP75S1	1	---
3	852-135-5	AGUMP75S1 W/FSA	1	---
3	852-107-5	AGUMP75S3-3	---	1
3	852-111-5	AGUMP75S3-3 W/FSA	---	1
3	852-085-5	AGUMP150S1	1	---
3	852-136-5	AGUMP150S1 W/FSA	1	---
3	852-108-5	AGUMP150S3-3	---	1
3	852-112-5	AGUMP150S3-3 W/FSA	---	1
3	852-128-5	X3AGUMP150S1	1	---
3	852-132-5	X3AGUMP150S1 W/FSA	1	---

Table 10.- Pump Parts List

Item	Part No.	Description	DOM	INT'L
3	852-061-5	UMP75U17-3 W/DH	---	1
3	852-062-5	UMP150U17-3 W/DH	---	1
3	852-074-5	UMP75U3-3 W/DH	---	1
3	852-075-5	UMP150U3-3 W/DH	---	1
3	852-080-5	AGUMP75S3-3 W/DH	---	1
3	852-081-5	AGUMP150S3-3 W/DH	---	1
3	852-105-5	AGUMP75S17-3 W/DH	---	1
3	852-106-5	AGUMP150S17-3 W/DH	---	1
3	852-145-5	AGUMP75S17-3	---	1
3	852-146-5	AGUMP150S17-3	---	1
3	852-147-5	AGUMP75S17-3 W/FSA	---	1
3	852-148-5	AGUMP150S17-3 W/FSA	---	1
3	852-157-5	X4UMP150U3 W/DH	---	1
3	852-158-5	X4UMP150U17 W/DH	---	1
3	852-215-5	X4AGUMP150S3	---	1
3	852-216-5	X4AGUMP150S3 W/FSA	---	1
3	852-217-5	X4AGUMP150S17	---	1
3	852-218-5	X4AGUMP150S17 W/FSA	---	1
3	852-219-5	UMP75U17-3 W/FSA	---	1
3	852-220-5	UMP150U17-3 W/FSA	---	1
4	144-328-4	Kit - Flex Syphon/UMP (includes gasket, lockwashers and bolts)	1	1
---	144-194-5	Trapper - Retrofit (not shown)	1	1
---	144-212-5	Kit - Repair, Quick Set O-Ring (Not Shown)	1	1

Control Boxes

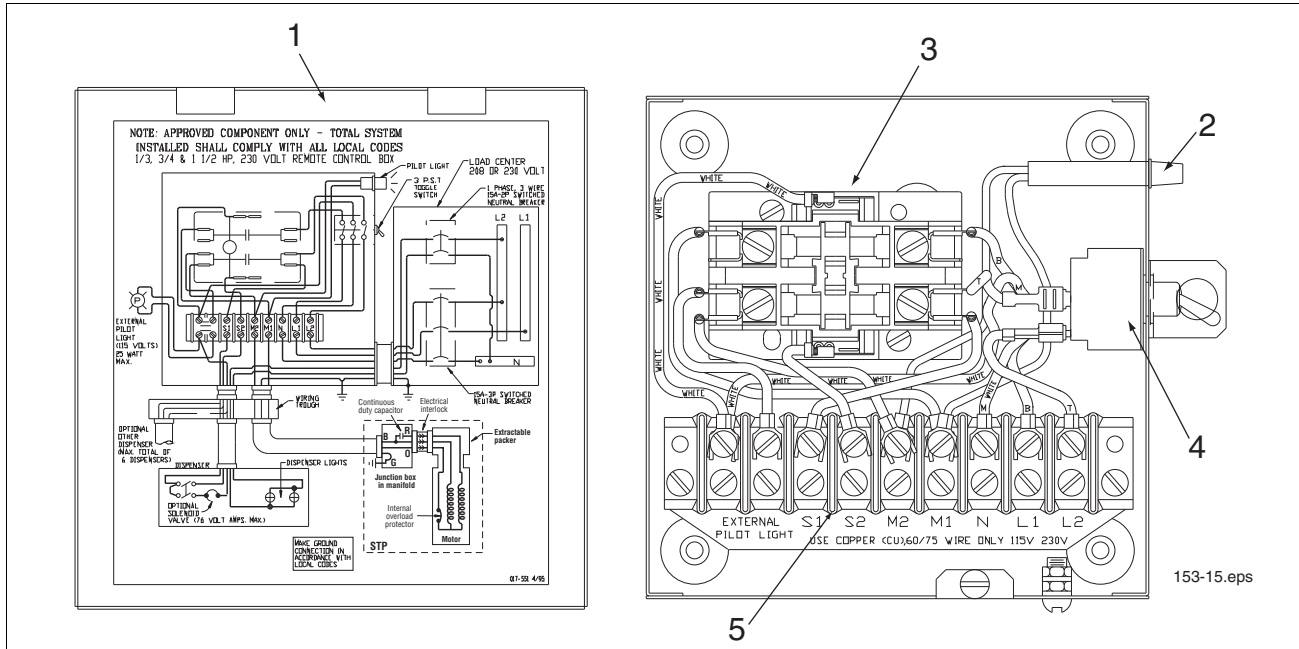


Figure 42. 880-041-5/880-042-5 Control Box

Table 11.- 880-041-5 Control Box W/115V Coil (60 Hz)

Item (Ref. Figure 42)	Part No.	Description	Qty.
1	108-572-4	Control box	1
2	147-006-1	Pilot light ass'y	1
3	014-723-1	Line contractor relay	1
4	080-858-1	Toggle switch	1
5	008-202-1	Terminal block	1

Table 12.- 880-042-5 Control Box W/230V Coil (50/60 Hz)

Item (Ref. Figure 42)	Part No.	Description	Qty.
1	108-572-4	Control box	1
2	147-006-1	Pilot light ass'y	1
3	014-720-1	Line contractor relay	1
4	080-858-1	Toggle switch	1
5	008-202-1	Terminal block	1

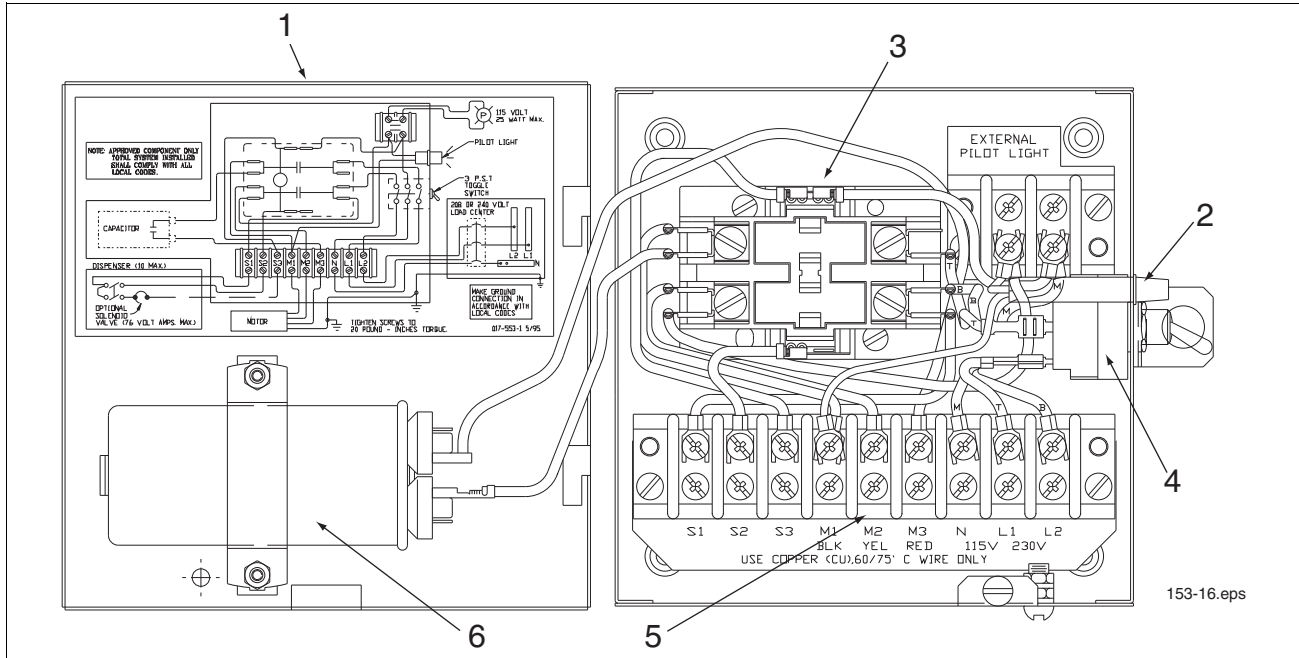


Figure 43. 880-045-5/880-046-5 Control Box

Table 13.- 880-045-5 1/3 & 3/4 HP Control Box W/Cap (115V Coil)

Item (Ref. Figure 43)	Part No.	Description	Qty.
1	123-141-1	Control box	1
2	147-006-1	Pilot light ass'y	1
3	014-723-1	Line contractor relay	1
4	080-858-1	Toggle switch	1
5	008-202-1	Terminal block	1
6	111-092-5	Capacitor	1

Table 14.- 880-046-5 All 1-1/2 HP Control Box W/Cap (115V Coil)

Item (Ref. Figure 43)	Part No.	Description	Qty.
1	123-141-1	Control box	1
2	147-006-1	Pilot light ass'y	1
3	014-723-1	Line contractor relay	1
4	080-858-1	Toggle switch	1
5	008-202-1	Terminal block	1
6	111-661-5	Capacitor	1